

TABLE OF CONTENTS

PAGE

Constitutional Officers Agencies

Constitutional Officers Summary.....	E
Clerk of The Circuit Court and Comptroller.....	E-1
Property Appraiser.....	E-9
Sheriff.....	E-12
Supervisor Of Elections.....	E-17
Tax Collector.....	E-21

Constitutional Officers Agencies
Organization Department Summary

The five Constitutional Officers are the Clerk of the Circuit Court and Comptroller, the Property Appraiser, the Sheriff, the Supervisor of Elections and the Tax Collector. Constitutional Officers are elected to administer a specific function of County Government and are directly accountable to the public for its proper operation. The duties, responsibilities and powers of these officials are defined by the state constitution and laws. Other elected officials include the Board of County Commissioners, the Judiciary, the State Attorney, and the Public Defender.

Department Name	FY18 Actual	FY19 Actual	FY20 Budget	FY21 Request
Clerk of the Circuit Court and Comptroller	11,907,350	12,720,700	13,151,160	14,190,210
Property Appraiser	10,981,170	11,300,460	11,673,050	12,081,900
Sheriff	290,063,620	302,526,440	318,220,090	330,217,200
Supervisor of Elections	7,523,510	8,024,130	9,160,390	9,776,040
Tax Collector	19,125,725	20,120,925	21,938,910	23,220,630
Total	339,601,375	354,692,655	374,143,600	389,485,980

Clerk of The Circuit Court and Comptroller

Description

Pursuant to Article V, Revision 7, the Clerk of the Circuit Court has three distinct functions: recording legal documents such as real estate transfers; performing statutorily-mandated support for the court system and the legal community; and providing services to the Board of County Commissioners. The Clerk serves as Accountant and Clerk to the Board of County Commissioners, Custodian of County funds, Ex-Officio County Auditor, and Clerk of the Water and Navigation Control Authority. Additionally, the Clerk provides printing services and mail services to County departments. The Clerk's varied court responsibilities are not reflected in the County budget, as they are a state budget responsibility, supported by fees. The recording function is also supported by fees, and if the revenues exceed expenditures the County receives excess fees from the Clerk at fiscal year end.

For additional information, please visit <http://www.pinellasclerk.org>

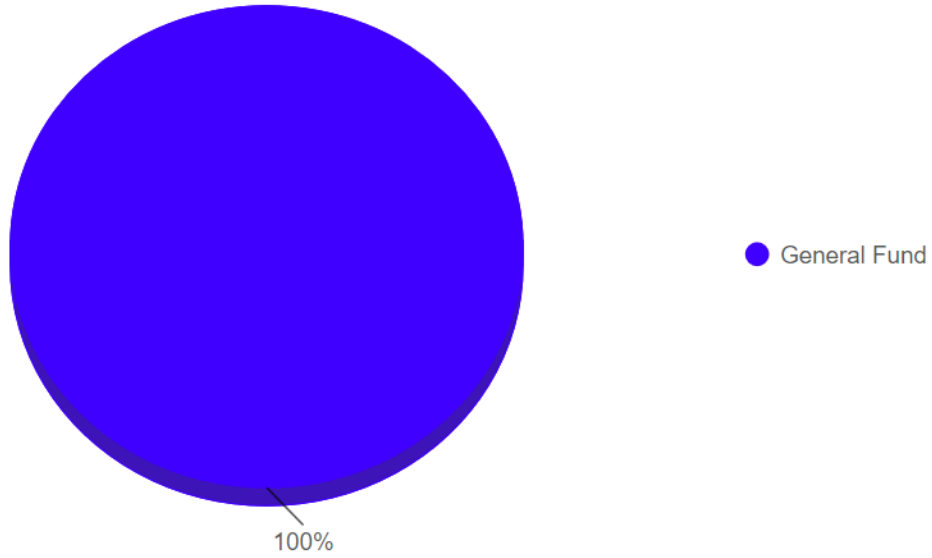
Analysis

The FY21 Budget for the Clerk is increased \$1.0M, or 7.9%, from the FY20 Revised Budget. Personal Services reflect an overall increase of \$1.0M, or 8.6%, which includes \$613,940 for the addition of 5.0 FTE approved for FY21 for the Finance Division of the Clerk's Office. Additional personal services increases are related to payouts for scheduled retirements during FY21. Operating Expenditures are increased by \$62,640, or 4.7%. This variance is primarily attributed to enhanced services from the CaseWare consultant to incorporate non-Comprehensive Annual Financial Report (CAFR) statement creation from CaseWare, as well as the cost to incorporate wireless hotspots to improve the Continuity of Operation Plan (COOP) for department-essential staff. Capital Outlay is reduced by \$25,680, or 16.7%, due to non-recurring replacement of a professional printshop printer in FY20.

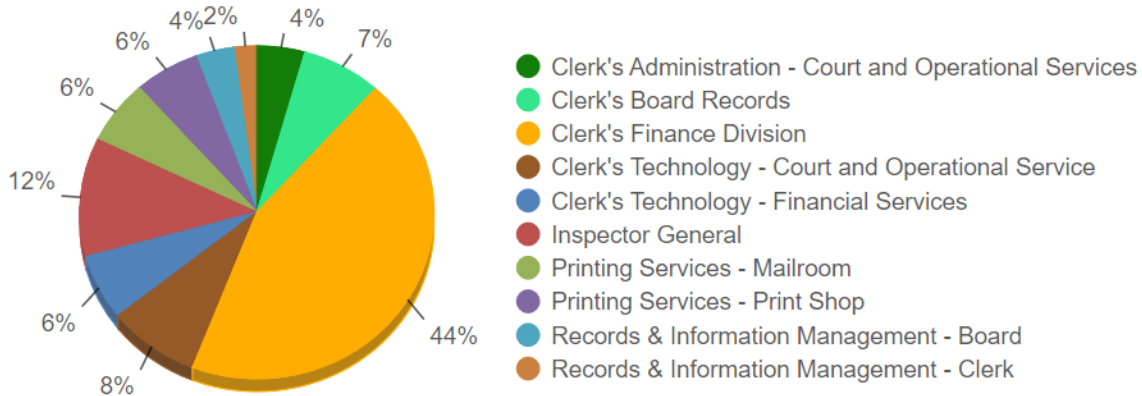
To review an analysis about the Clerk of the Circuit Court's organizational performance, visit <http://pinellascounty.org/performance/Clerk>

Clerk of The Circuit Court and Comptroller

Expenditures by Fund



Expenditures by Program



Clerk of The Circuit Court and Comptroller

Department Budget Summary

Expenditures by Program

Program	FY18 Actual	FY19 Actual	FY20 Revised Budget	FY21 Budget
Clerk's Administration - Court and Operational Services	\$ 526,720	\$ 492,470	\$ 587,540	\$ 622,030
Clerk's Board Records	920,860	951,570	1,000,700	1,035,400
Clerk's Finance Division	5,104,670	5,420,960	5,533,890	6,276,160
Clerk's Technology - Court and Operational Service	882,520	1,168,090	1,098,760	1,193,360
Clerk's Technology - Financial Services	664,340	711,280	851,790	904,680
Inspector General	1,460,530	1,524,970	1,588,760	1,633,040
Printing Services - Mailroom	857,670	855,480	896,470	885,150
Printing Services - Print Shop	744,140	774,570	804,140	843,620
Records & Information Management - Board	593,430	613,810	561,220	498,940
Records & Information Management - Clerk	152,470	207,500	227,890	297,830
Total Expenditures by Program	\$ 11,907,350	\$ 12,720,700	\$ 13,151,160	\$ 14,190,210

Expenditures by Fund

Fund	FY18 Actual	FY19 Actual	FY20 Revised Budget	FY21 Budget
General Fund	\$ 11,907,350	\$ 12,720,700	\$ 13,151,160	\$ 14,190,210
Total Expenditures by Fund	\$ 11,907,350	\$ 12,720,700	\$ 13,151,160	\$ 14,190,210

Clerk of The Circuit Court and Comptroller

Personnel Summary by Program and Fund

Program	Fund	FY18 Adopted Budget	FY19 Adopted Budget	FY20 Adopted Budget	FY21 Budget
Clerk's Administration - Court and Operational Services	General Fund	3.3	3.1	2.9	2.8
Clerk's Board Records	General Fund	12.0	12.0	12.0	12.0
Clerk's Finance Division	General Fund	52.0	54.0	54.0	59.0
Clerk's Technology - Court and Operational Service	General Fund	5.9	6.9	4.0	4.0
Clerk's Technology - Financial Services	General Fund	4.0	4.0	7.3	7.9
Inspector General	General Fund	12.0	12.0	13.0	13.0
Printing Services - Mailroom	General Fund	12.4	11.4	11.4	10.8
Printing Services - Print Shop	General Fund	8.6	8.6	8.6	9.2
Records & Information Management - Board	General Fund	7.6	7.6	7.0	6.0
Records & Information Management - Clerk	General Fund	1.6	2.6	2.5	3.5
Total FTE		119.4	122.2	122.7	128.2

Budget Summary by Program

Clerk's Administration - Court and Operational Services

Clerk's Administration is responsible for maintaining office wide policies and procedures, employment information, and internal records for the entire Clerk's Office. Additionally, this department is responsible for the administrative oversight of all court, recording, branch office and records management, printing services, and purchasing functions within the Clerk's Office. The budget here only reflects the pro rata share related to Board funded operations.

Fund	FY18 Actual	FY19 Actual	FY20 Revised Budget	FY21 Budget
General Fund	\$ 526,720	\$ 492,470	\$ 587,540	\$ 622,030
Total Expenditures by Fund	\$ 526,720	\$ 492,470	\$ 587,540	\$ 622,030
FTE by Program	3.3	3.1	2.9	2.8

Clerk's Board Records

The Clerk serves as the record keeper of the Board of County Commissioners pursuant to the Florida Constitution. Board Records attends, records, and prepares minutes of all meetings of the Board of County Commissioners and other designated County Boards and Committees. In the Clerk to Board capacity, the Clerk maintains legal custody of the Board seal and performs the attest functions for Board approved documents. Board Records maintains an automated repository of all the official actions of the Board including ordinances, resolutions, contracts, etc.

Clerk of The Circuit Court and Comptroller

Fund	FY18 Actual	FY19 Actual	FY20 Revised Budget	FY21 Budget
General Fund	\$ 920,860	\$ 951,570	\$ 1,000,700	\$ 1,035,400
Total Expenditures by Fund	\$ 920,860	\$ 951,570	\$ 1,000,700	\$ 1,035,400
FTE by Program	12.0	12.0	12.0	12.0

Clerk's Finance Division

The Clerk serves as the accountant of the Board of County Commissioners pursuant to the Florida Constitution. The Finance Division is responsible for maintaining the official financial records and preparing reports for all monies received and disbursed by the Board. As custodian of County funds, the Clerk through the Finance Division ensures that County assets are safeguarded and that all transactions are properly recorded to facilitate the preparation of financial statements in accordance with generally accepted accounting principles and applicable laws and regulations. This department has primary responsibility for all financial applications.

Fund	FY18 Actual	FY19 Actual	FY20 Revised Budget	FY21 Budget
General Fund	\$ 5,104,670	\$ 5,420,960	\$ 5,533,890	\$ 6,276,160
Total Expenditures by Fund	\$ 5,104,670	\$ 5,420,960	\$ 5,533,890	\$ 6,276,160
FTE by Program	52.0	54.0	54.0	59.0

Clerk's Technology - Court and Operational Service

This department is responsible for providing technology support for the criminal justice information system under the Clerk's responsibility as required under Article V, Revision 7, to be funded by the Board. Costs here also include the pro rata share of technology support to the Board funded administrative and records management functions described within this document.

Fund	FY18 Actual	FY19 Actual	FY20 Revised Budget	FY21 Budget
General Fund	\$ 882,520	\$ 1,168,090	\$ 1,098,760	\$ 1,193,360
Total Expenditures by Fund	\$ 882,520	\$ 1,168,090	\$ 1,098,760	\$ 1,193,360
FTE by Program	5.9	6.9	4.0	4.0

Clerk's Technology - Financial Services

Clerk's Technology is responsible for supporting the information systems utilized by the Finance Division, including the official financial information system for the Board and the Clerk. This responsibility is supported by two groups: applications development and support; and desktop, local area network and connectivity support.

Clerk of The Circuit Court and Comptroller

Fund	FY18 Actual	FY19 Actual	FY20 Revised Budget	FY21 Budget
General Fund	\$ 664,340	\$ 711,280	\$ 851,790	\$ 904,680
Total Expenditures by Fund	\$ 664,340	\$ 711,280	\$ 851,790	\$ 904,680
FTE by Program	4.0	4.0	7.3	7.9

Inspector General

The Division of Inspector General (IG) is an independent, objective, assurance, and consulting activity designed to add value and improve an organization's operations. It helps an organization accomplish its objectives by bringing a systematic, disciplined approach to evaluate and improve the effectiveness of risk management, control, and governance processes. The IG is responsible for auditing operations of the Board of County Commissioners, the Clerk of the Circuit Court and Comptroller, contractors doing business with the County, and County revenue sources.

Fund	FY18 Actual	FY19 Actual	FY20 Revised Budget	FY21 Budget
General Fund	\$ 1,460,530	\$ 1,524,970	\$ 1,588,760	\$ 1,633,040
Total Expenditures by Fund	\$ 1,460,530	\$ 1,524,970	\$ 1,588,760	\$ 1,633,040
FTE by Program	12.0	12.0	13.0	13.0

Printing Services - Mailroom

The Mailroom function is responsible for mail distribution and courier services to county government agencies and internal departments.

Fund	FY18 Actual	FY19 Actual	FY20 Revised Budget	FY21 Budget
General Fund	\$ 857,670	\$ 855,480	\$ 896,470	\$ 885,150
Total Expenditures by Fund	\$ 857,670	\$ 855,480	\$ 896,470	\$ 885,150
FTE by Program	12.4	11.4	11.4	10.8

Printing Services - Print Shop

The Print Shop function provides cost efficient printing services to county government agencies, internal departments, and some local government agencies.

Fund	FY18 Actual	FY19 Actual	FY20 Revised Budget	FY21 Budget
General Fund	\$ 744,140	\$ 774,570	\$ 804,140	\$ 843,620
Total Expenditures by Fund	\$ 744,140	\$ 774,570	\$ 804,140	\$ 843,620

Clerk of The Circuit Court and Comptroller

Fund	FY18 Actual	FY19 Actual	FY20 Revised Budget	FY21 Budget
FTE by Program	8.6	8.6	8.6	9.2

Records & Information Management - Board

The Board functions of the Records & Information Management Department include assisting departments and independent agencies under the Board of County Commissioners in handling their information in the most efficient and economical way possible, whether in paper or electronic format. Services provided include: training user agencies on the principles of sound records management; understanding and following the State of Florida's Public Records Retention Schedules; and evaluation of emerging office technologies. The department provides offsite storage and retrieval of documents upon request, conversion to electronic media, and coordination with the State Bureau of Archives and Records Management requirements for destruction of records when retention has been met.

Fund	FY18 Actual	FY19 Actual	FY20 Revised Budget	FY21 Budget
General Fund	\$ 593,430	\$ 613,810	\$ 561,220	\$ 498,940
Total Expenditures by Fund	\$ 593,430	\$ 613,810	\$ 561,220	\$ 498,940
FTE by Program	7.6	7.6	7.0	6.0

Records & Information Management - Clerk

The Court functions of the Records & Information Management Department include offering a variety of cost-effective services to Clerk's Departments and other associated areas such as: storage of semi/inactive records; microfilming; retrieval and delivery of records upon request; inventory and tracking of records; and coordination with the State Bureau of Archives and Records Management for destruction of records when retention requirements have been met. The budget reflected represents costs related to the record keeping for the Clerk's Board funded operations.

Fund	FY18 Actual	FY19 Actual	FY20 Revised Budget	FY21 Budget
General Fund	\$ 152,470	\$ 207,500	\$ 227,890	\$ 297,830
Total Expenditures by Fund	\$ 152,470	\$ 207,500	\$ 227,890	\$ 297,830
FTE by Program	1.6	2.6	2.5	3.5

Property Appraiser

Description

The Property Appraiser is responsible for placing a fair, equitable, and just value on all property in Pinellas County. While the Property Appraiser determines the value on over 450,000 parcels of real estate and tangible personal property accounts, for the purpose of levying taxes, the Property Appraiser does not set tax rates. These tax rates are set by the Board of County Commissioners (BCC) by municipalities, by the Pinellas County School Board and other tax levying boards such as the Southwest Florida Water Management District and Pinellas Suncoast Transit Authority, etc. The Property Appraiser also administers any tax exemptions granted by statute such as Widows and Disabled exemptions and the standard Homestead Exemptions. The Property Appraiser is elected by the citizens of Pinellas County every four years.

For additional information, please visit <http://www.pcpao.org/>

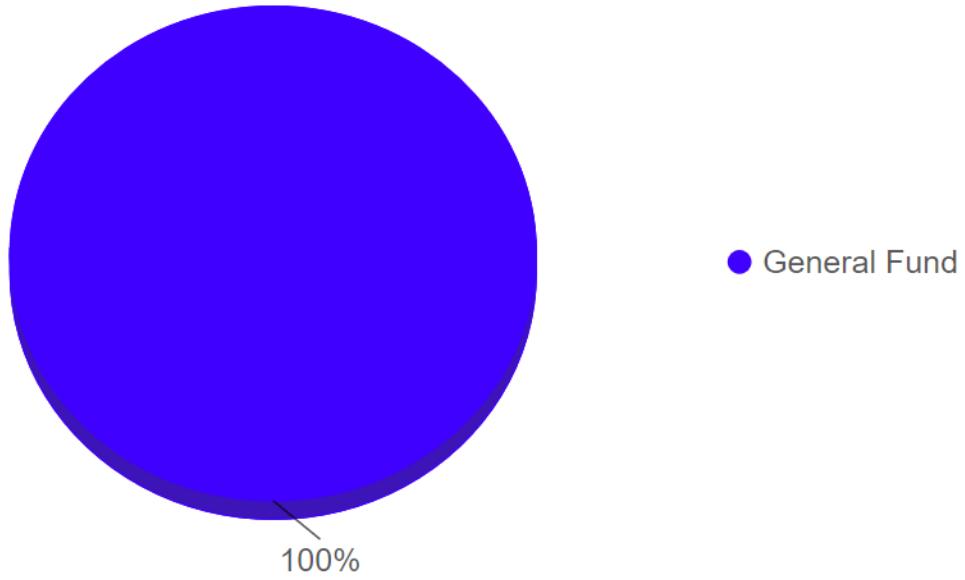
Analysis

The Property Appraiser's budget is submitted and approved by the Department of Revenue and derives income from commissions paid by Taxing Authorities. The commissions are set in accordance with Section 192.091, Florida Statutes. The Property Appraiser's budget serves as the basis for billing the taxing authorities for services rendered by the Property Appraiser. Each taxing authority is billed its proportional share of the Property Appraiser's budget based on the authority's share of ad valorem taxes levied in the preceding year. All municipal and school district taxes are considered as taxes levied by the County for purposes of this calculation. The FY21 Budget of \$12.1M, identified as a transfer to the Property Appraiser from the BCC's General Fund, reflects the estimated statutory commissions to be paid by the County's General Fund and Municipal Services Taxing Unit (MSTU) tax districts. The commissions for other taxing authorities within the County (EMS, Fire Districts, and MSTUs) are separately identified as a Transfer to Property Appraiser within their respective budgets. Statutory commissions not expended by the Property Appraiser at the end of each fiscal year are returned proportionately to the taxing authorities. The FY21 Transfer from the BCC's General Fund reflects an increase of \$408,850 or 3.5% as compared with the FY20 Revised Budget.

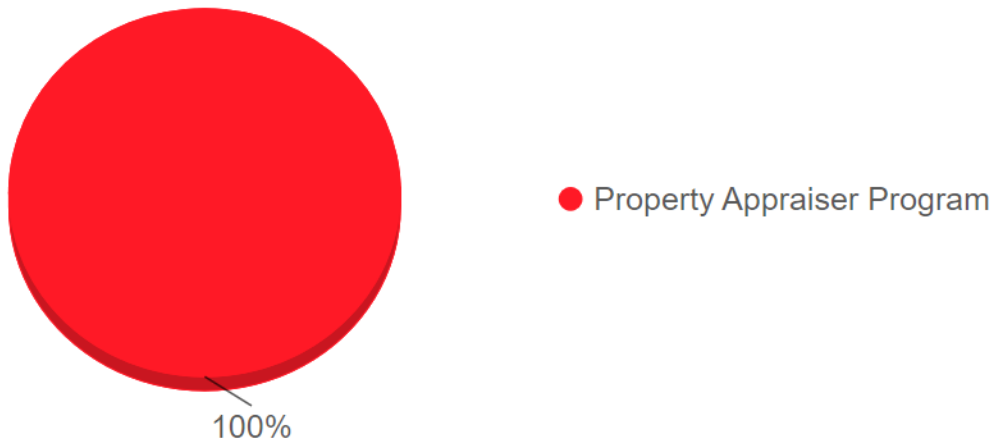
Please note, the FY21 budget amount above reflects the amount approved by the BCC.

Property Appraiser

Expenditures by Fund



Expenditures by Program



Property Appraiser

Department Budget Summary

Expenditures by Program

Program	FY18 Actual	FY19 Actual	FY20 Revised Budget	FY21 Budget
Property Appraiser Program	\$ 10,981,170	\$ 11,300,460	\$ 11,673,050	\$ 12,081,900
Total Expenditures by Program	\$ 10,981,170	\$ 11,300,460	\$ 11,673,050	\$ 12,081,900

Expenditures by Fund

Fund	FY18 Actual	FY19 Actual	FY20 Revised Budget	FY21 Budget
General Fund	\$ 10,981,170	\$ 11,300,460	\$ 11,673,050	\$ 12,081,900
Total Expenditures by Fund	\$ 10,981,170	\$ 11,300,460	\$ 11,673,050	\$ 12,081,900

Personnel Summary by Program and Fund

Program	Fund	FY18 Adopted Budget	FY19 Adopted Budget	FY20 Adopted Budget	FY21 Budget
Property Appraiser Program	General Fund	130.0	130.0	130.0	130.0
Total FTE		130.0	130.0	130.0	130.0

Budget Summary by Program

Property Appraiser Program

The Property Appraiser is responsible for placing a fair and equitable just/market value on all property in Pinellas County, for the purpose of providing taxable values to the Taxing Authorities for their property tax levies. The Property Appraiser also administers any tax exemptions granted by statute such as permanent resident's Homestead Exemption, Portability, Seniors, Widows and Disabled exemptions, etc.

Fund	FY18 Actual	FY19 Actual	FY20 Revised Budget	FY21 Budget
General Fund	\$ 10,981,170	\$ 11,300,460	\$ 11,673,050	\$ 12,081,900
Total Expenditures by Fund	\$ 10,981,170	\$ 11,300,460	\$ 11,673,050	\$ 12,081,900
FTE by Program	130.0	130.0	130.0	130.0

Sheriff

Description

Pursuant to Florida Statutes, the Sheriff is the chief law enforcement officer within the County. The Sheriff is required to provide basic services to all citizens residing within Pinellas County. These include law enforcement, jail operations, and court security. The Sheriff also tracks sexual predators/offenders, conducts flight operations, investigates child protection cases, serves civil process, manages pre-trial services, administers the misdemeanor probation program, and conducts joint operations with state and federal law enforcement agencies. The Sheriff serves as the primary law enforcement officer to the unincorporated areas of Pinellas County and to 13 of the county's 24 municipalities pursuant to contract. Additionally the Sheriff provides a variety of law enforcement services to the other 11 municipalities and contracts with many of these cities for specialized services.

For additional information, please visit <http://www.pcsoweb.com/>

Analysis

The Pinellas County Sheriff's Office budget for FY21 totals \$330.1M, and reflects an increase of \$12.0M or 3.8% over the FY20 Revised Budget. The increase supports inflationary increases to recurring expenditures as well as an additional \$1.7M for debt service for vehicle purchases and \$748,080 for the Jail Visitor Screening Enhancement Program. The budget contains an increase of 27 additional FTE over the FY20 budget.

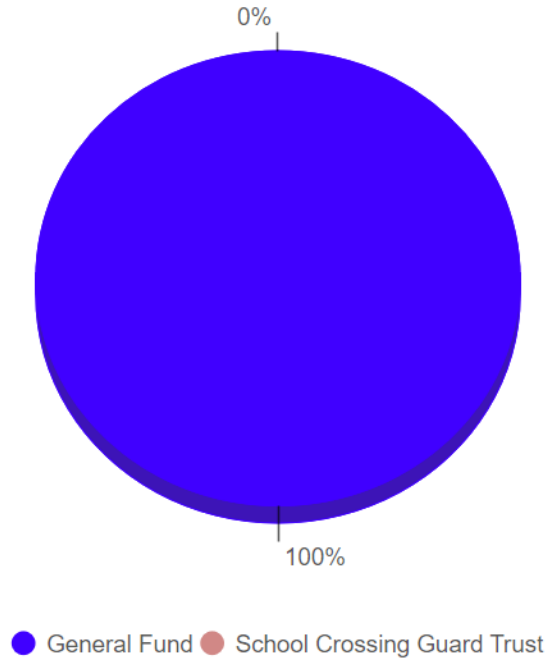
Law Enforcement represents 52.0% (which includes debt service for vehicles) of the total budget, Detention and Corrections makes up 39.1%, and Judicial Operations is 8.9% of the Sheriff's budget. Personal Services budget is \$282.9M, a net increase of \$10.2M or 3.7%, which is consistent with anticipated inflationary increases for salary and benefits. The increase also includes funding for contractual officers which is partially offset with contract and grant revenues. Personal Services represents 85.7% of the total Sheriff budget. Operating Expenditures of \$36.7M increased by \$89,810 or 0.2% and represent 11.1% of the budget. Capital Outlay of \$2.9M decreased by \$164,090 or 5.4% due to non-recurring capital expenses and represents 0.9% of the budget. Debt Service of \$7.7M increased by \$1.9M or 32.9% due to the decision package noted above. Debt Service represents 2.3% of the total budget. Currently there is an outstanding debt for vehicles and aircrafts of \$12.8M to be paid over the next four (4) fiscal years.

The Sheriff derives funding from a variety of sources, including grants and contracts. As a result, General Fund tax support represents approximately 89.4% of the total Sheriff budget. It is anticipated that the Sheriff will collect \$34.8M in various revenues in FY21 for the offset of the Sheriff's Office budget, excluding \$2.25M in potential revenue from grants, contracts, and forfeiture proceeds as referenced below.

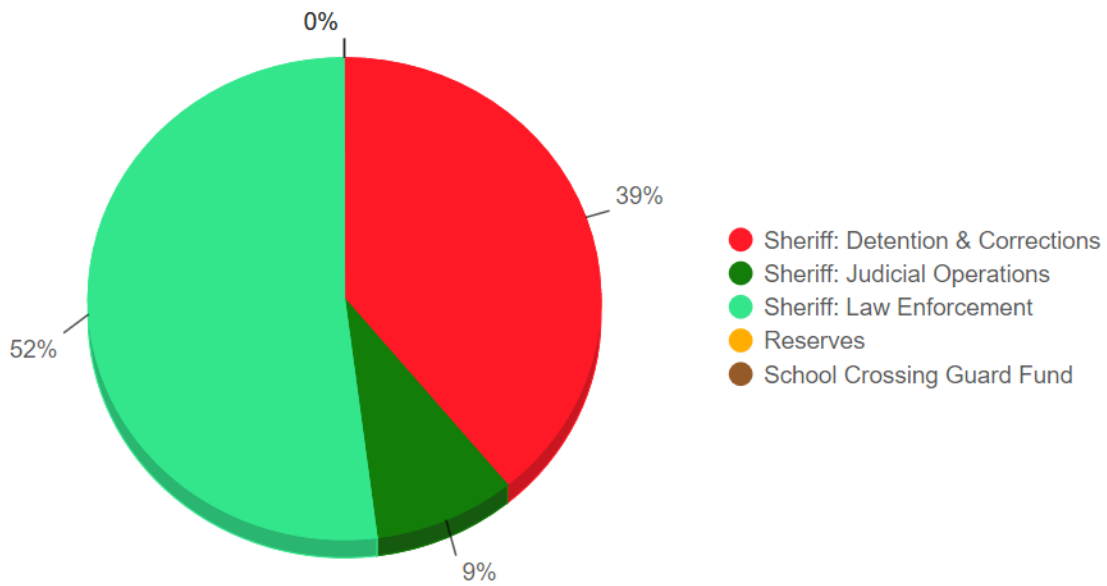
The total appropriation for the Sheriff also includes an allotment of \$1.75M for potential grant and contract awards and \$500,000 for Federal and Local Law Enforcement Trust Fund expenditures. The budget also includes appropriation for administering the School Crossing Guard Trust Fund (\$10,000 operating budget funded from parking fines).

Sheriff

Expenditures by Fund



Expenditures by Program



Sheriff

Department Budget Summary

Expenditures by Program

Program	FY18 Actual	FY19 Actual	FY20 Revised Budget	FY21 Budget
Sheriff: Detention & Corrections	\$ 113,888,300	\$ 119,644,670	\$ 126,049,650	\$ 128,961,640
Sheriff: Judicial Operations	24,259,339	26,795,700	28,596,120	29,457,470
Sheriff: Law Enforcement	151,905,981	156,076,070	163,466,490	171,673,020
Reserves	0	0	97,830	115,070
School Crossing Guard Fund	10,000	10,000	10,000	10,000
Total Expenditures by Program	\$ 290,063,620	\$ 302,526,440	\$ 318,220,090	\$ 330,217,200

Expenditures by Fund

Fund	FY18 Actual	FY19 Actual	FY20 Revised Budget	FY21 Budget
General Fund	\$ 290,053,620	\$ 302,516,440	\$ 318,112,260	\$ 330,092,130
School Crossing Guard Trust	10,000	10,000	107,830	125,070
Total Expenditures by Fund	\$ 290,063,620	\$ 302,526,440	\$ 318,220,090	\$ 330,217,200

Personnel Summary by Program and Fund

Program	Fund	FY18 Adopted Budget	FY19 Adopted Budget	FY20 Adopted Budget	FY21 Budget
Sheriff: Detention & Corrections	General Fund	1,026.0	1,027.0	1,033.0	1,039.0
Sheriff: Judicial Operations	General Fund	246.0	251.0	247.0	261.0
Sheriff: Law Enforcement	General Fund	1,081.0	1,084.0	1,109.0	1,116.0
Total FTE		2,353.0	2,362.0	2,389.0	2,416.0

Budget Summary by Program

Sheriff: Detention & Corrections

The department of Detention and Corrections is charged with the care and custody of about 3,000 inmates on a daily basis as they await trial or as they serve their county sentences in the Pinellas County Jail as well as the Inmate Healthcare facility. The Department is committed to providing a safe and secure environment for inmates and staff, implementing jail programs to help inmates with their reorientation to society and enhancing professionalism of the staff through training and educational programs.

Fund	FY18 Actual	FY19 Actual	FY20 Revised Budget	FY21 Budget
General Fund	\$ 113,888,300	\$ 119,644,670	\$ 126,049,650	\$ 128,961,640
Total Expenditures by Fund	\$ 113,888,300	\$ 119,644,670	\$ 126,049,650	\$ 128,961,640

Sheriff

Fund	FY18 Actual	FY19 Actual	FY20 Revised Budget	FY21 Budget
FTE by Program	1,026.0	1,027.0	1,033.0	1,039.0

Sheriff: Judicial Operations

Judicial Operations provides security and support to the Circuit and County court system. Sheriff's deputies are at the front doors and at the judges' sides at five courthouses in Pinellas County. They ensure the security of hundreds of courthouse employees and thousands of citizens who come to the courthouses every day to conduct business, appear for proceedings or serve on a jury. Florida State Statutes also require the Sheriff's Office to serve all enforceable civil processes (writs, warrants, subpoenas, and other legal documents). Judicial Operations is also responsible for the operation of the misdemeanor/probation program which handles over 2,500 cases at any given time.

Fund	FY18 Actual	FY19 Actual	FY20 Revised Budget	FY21 Budget
General Fund	\$ 24,259,339	\$ 26,795,700	\$ 28,596,120	\$ 29,457,470
Total Expenditures by Fund	\$ 24,259,339	\$ 26,795,700	\$ 28,596,120	\$ 29,457,470
FTE by Program	246.0	251.0	247.0	261.0

Sheriff: Law Enforcement

The Law Enforcement program provides full primary law enforcement services in the unincorporated area of the County as well as 13 cities. The cities currently under contract with the Sheriff's office to provide full services are Belleair Beach, Belleair Bluffs, Belleair Shore, Dunedin, Indian Rocks Beach, Madeira Beach, North Redington Beach, Redington Beach, South Pasadena, Oldsmar, Safety Harbor, Seminole, and St. Pete Beach. The Sheriff's office also has contractual agreements with other cities in the county for specific services. In addition, Law Enforcement provides a wide range of county-wide services, including SWAT, Canine, the Sexual Predator and Offender Tracking (SPOT) unit, and the airborne Flight Unit. This program also encompasses support services such as fleet maintenance, training, records, and evidence.

Fund	FY18 Actual	FY19 Actual	FY20 Revised Budget	FY21 Budget
General Fund	\$ 151,905,981	\$ 156,076,070	\$ 163,466,490	\$ 171,673,020
Total Expenditures by Fund	\$ 151,905,981	\$ 156,076,070	\$ 163,466,490	\$ 171,673,020
FTE by Program	1,081.0	1,084.0	1,109.0	1,116.0

Reserves

Oversees the management and allocation of the County's financial reserves.

Fund	FY18 Actual	FY19 Actual	FY20 Revised Budget	FY21 Budget
School Crossing Guard Trust	\$ 0	\$ 0	\$ 97,830	\$ 115,070

Sheriff

Fund	FY18 Actual	FY19 Actual	FY20 Revised Budget	FY21 Budget
Total Expenditures by Fund	\$ 0	\$ 0	\$ 97,830	\$ 115,070

School Crossing Guard Fund

The School Crossing Guard Trust fund is used to account for collection and distribution of a surcharge on parking fines assessed under Pinellas County Code Section 122-32(6) for funding training programs for school crossing guards. This program is administered by the Sheriff.

Fund	FY18 Actual	FY19 Actual	FY20 Revised Budget	FY21 Budget
School Crossing Guard Trust	\$ 10,000	\$ 10,000	\$ 10,000	\$ 10,000
Total Expenditures by Fund	\$ 10,000	\$ 10,000	\$ 10,000	\$ 10,000

Supervisor Of Elections

Description

The Supervisor of Elections (SOE) conducts Federal, State, County, and Municipal elections. The SOE registers voters and maintains accurate voter registration records in accordance with the National Voter Registration Act (NVRA), Florida law, and the Florida Voter Registration System (FVRS). The SOE recruits, trains, and assigns poll workers, locates and contracts with polling places, surveys polling places, and makes improvements to comply with Americans with Disabilities Act (ADA) accessibility requirements. The SOE conducts voter registration and education for college, high school, middle, and elementary students. The SOE has the sample ballots published in newspapers and mailed to voters. The SOE complies with bilingual requirements of Section 203 of the Voting Rights Act (VRA).

For additional information, please visit <http://www.votepinellas.com/>

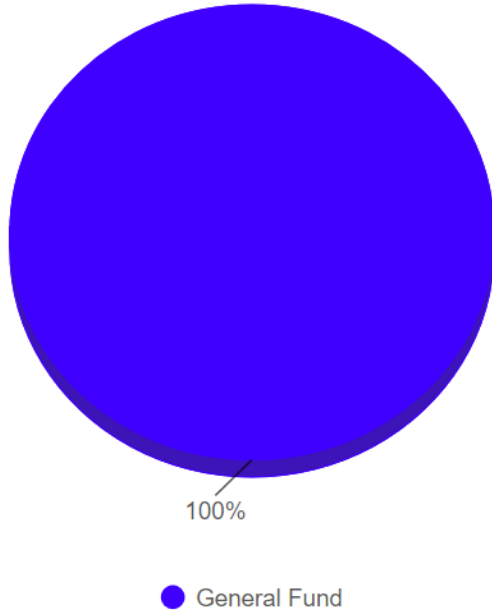
Analysis

The Supervisor of Elections (SOE) budget fluctuates from year-to-year, depending on the number of elections conducted. The FY21 Budget request of \$9.8M reflects an increase of \$615,650, or 6.7% over the FY20 Revised Budget (as of May 31). The FY21 Budget includes costs for conducting the 2020 General Election, and the March and August 2021 Elections. Municipalities contract with the SOE to conduct their elections at cost, and as such, those costs are not included in this request. The increase in FY21 is attributable to the inclusion of \$1.1M for the acquisition of 325 ExpressVote units and cases as the current ADA voting solution, AutoMark, will no longer be compatible with the SOE's current voting system. Due to COVID concerns, an additional \$365,000 has been requested to offset Clerk of the Circuit Court staff who are being employed in lieu of temporary staff traditionally hired by SOE.

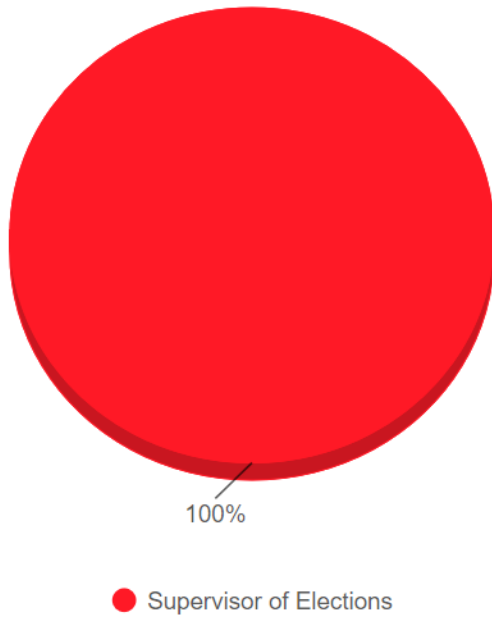
To review the analysis about the Supervisor of Elections organization's performance, visit <http://pinellascounty.org/performance/SOE>

Supervisor Of Elections

Expenditures by Fund



Expenditures by Program



Supervisor Of Elections

Department Budget Summary

Expenditures by Program

Program	FY18 Actual	FY19 Actual	FY20 Revised Budget	FY21 Budget
Supervisor of Elections	\$ 7,523,510	\$ 8,024,130	\$ 9,160,390	\$ 9,776,040
Total Expenditures by Program	\$ 7,523,510	\$ 8,024,130	\$ 9,160,390	\$ 9,776,040

Expenditures by Fund

Fund	FY18 Actual	FY19 Actual	FY20 Revised Budget	FY21 Budget
General Fund	\$ 7,523,510	\$ 8,024,130	\$ 9,160,390	\$ 9,776,040
Total Expenditures by Fund	\$ 7,523,510	\$ 8,024,130	\$ 9,160,390	\$ 9,776,040

Personnel Summary by Program and Fund

Program	Fund	FY18 Adopted Budget	FY19 Adopted Budget	FY20 Adopted Budget	FY21 Budget
Supervisor of Elections	General Fund	40.0	40.0	44.0	45.0
Total FTE		40.0	40.0	44.0	45.0

Budget Summary by Program

Supervisor of Elections

The Supervisor of Elections program includes the following three responsibilities. Elections includes conducting Federal, State, County, and Municipal elections; qualifying candidates for County and Special District elections; recruiting, training, and assigning poll workers; locating and contracting with polling places; surveying polling places and making improvements to comply with ADA accessibility requirements; maintaining voting equipment and supplies; and complying with bilingual requirements of Section 203 of the Voting Rights Act. Voter Registration includes registering voters and maintaining accurate voter registration records in accordance with the National Voter Registration Act (NVRA), Florida law, and the Florida Voter Registration System (FVRS) and complying with bilingual requirements of Section 203 of the Voting Rights Act. Voter Education includes voter education, registration, and outreach for all citizens (including senior citizens; minority community groups; language community groups; persons with disabilities; college, high school, middle, and elementary school students); publishing sample ballots in newspapers and mail to voters; and complying with bilingual requirements of Section 203 of the Voting Rights Act.

Fund	FY18 Actual	FY19 Actual	FY20 Revised Budget	FY21 Budget
General Fund	\$ 7,523,510	\$ 8,024,130	\$ 9,160,390	\$ 9,776,040
Total Expenditures by Fund	\$ 7,523,510	\$ 8,024,130	\$ 9,160,390	\$ 9,776,040
FTE by Program	40.0	40.0	44.0	45.0

Tax Collector

Description

The Tax Collector bills, collects, and distributes all taxes for the County, municipalities, Tourist Development Council, School Board, and taxing districts. The Tax Collector issues licenses and titles for cars, trucks, boats, and mobile homes; issues fishing and hunting licenses; processes applications for Concealed Weapons Licenses; issues Driver Licenses and Birth Certificates; and takes applications for voter identification cards. This budget reflects the funds associated with the Tax Collector fees related to the collection of the countywide and Unincorporated Area Municipal Services Taxing Unit (MSTU) millage. Additionally, in accordance with Florida Statute 192.091, the fees associated with the School Board and municipalities are paid by the County and are included in the appropriations shown below. The amount the Board of County Commissioners (BCC) must budget as fees and commissions for the Tax Collector is set by statutory formula. In general, the formula calls for fees of 3.0% on taxes collected up to an assessed valuation of \$50.0M, plus 2.0% on the balance above \$50.0M. The Tax Collector's total budget request is approved by the Florida Department of Revenue (not the BCC). Statutory fees and commissions shown below reflect those in the General Fund only. Those of other property tax levying funds (Emergency Medical Service, Fire Districts, etc.) are shown separately within their fund budgets. Statutory fees and commissions not expended by the Tax Collector at the end of each fiscal year are returned proportionately to the taxing authorities. The Tax Collector is elected by the citizens of Pinellas County every four years.

For additional information, please visit <http://www.taxcollect.com/>

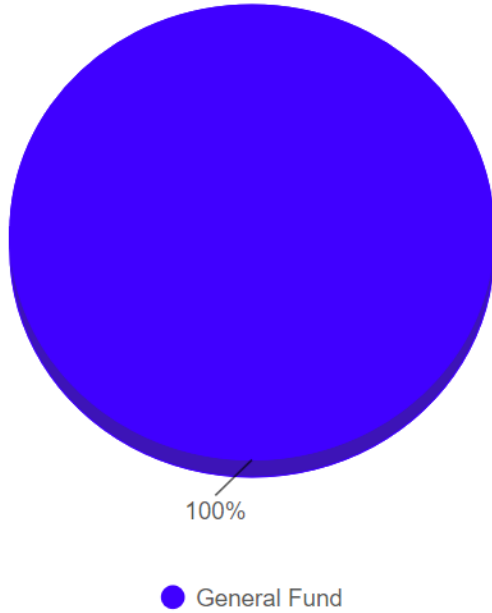
Analysis

The Tax Collector's budget is submitted to and approved by the Florida Department of Revenue and derives fees and commissions paid by taxing authorities pursuant to the formula prescribed in Section 192.091, Florida Statutes. The FY21 Budget of \$23.2M identified as a transfer from the BCC's General Fund reflects statutory fees and commissions. This amount is used for budgetary purposes but does not represent the actual expenditures of the Tax Collector's Office. On an annual basis, a year-end reconciliation of the budgeted transfer amount and actual expenditures is performed, and the difference is remitted to the BCC and other taxing authorities as Excess Fee Revenue (unused fees). The FY21 Transfer from the BCC's General Fund reflects an increase of \$1.3M or 5.8% as compared with the FY20 Revised Budget. This increase, received by the Tax Collector, is primarily due to the overall increase in taxable values. The FY21 request, which includes 281.0 FTE, reflects no increase from FY20.

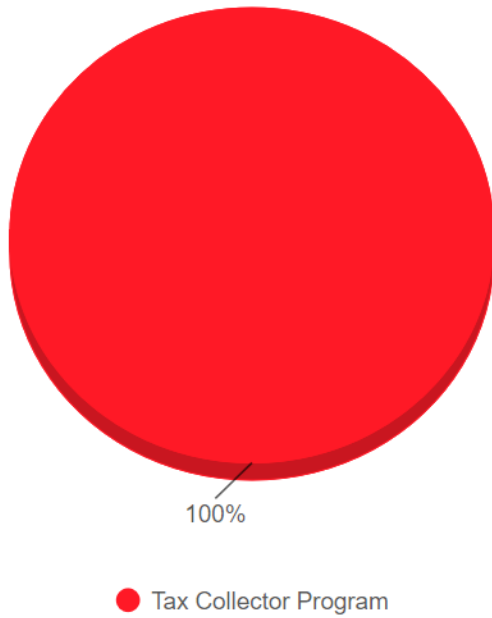
To review an analysis about the Tax Collector's organizational performance, visit <http://pinellascounty.org/performance/TaxCollector>.

Tax Collector

Expenditures by Fund



Expenditures by Program



Tax Collector

Department Budget Summary

Expenditures by Program

Program	FY18 Actual	FY19 Actual	FY20 Revised Budget	FY21 Budget
Tax Collector Program	\$ 19,125,724	\$ 20,120,925	\$ 21,938,910	\$ 23,220,630
Total Expenditures by Program	\$ 19,125,724	\$ 20,120,925	\$ 21,938,910	\$ 23,220,630

Expenditures by Fund

Fund	FY18 Actual	FY19 Actual	FY20 Revised Budget	FY21 Budget
General Fund	\$ 19,125,724	\$ 20,120,925	\$ 21,938,910	\$ 23,220,630
Total Expenditures by Fund	\$ 19,125,724	\$ 20,120,925	\$ 21,938,910	\$ 23,220,630

Personnel Summary by Program and Fund

Program	Fund	FY18 Adopted Budget	FY19 Adopted Budget	FY20 Adopted Budget	FY21 Budget
Tax Collector Program	General Fund	272.0	277.0	281.0	281.0
Total FTE		272.0	277.0	281.0	281.0

Budget Summary by Program

Tax Collector Program

The Tax Collector bills, collects, and distributes all taxes for the County, municipalities, Tourist Development Council, School Board, and taxing districts - including the sales tax on vehicles, vessels, and mobile homes. This office also collects delinquent taxes and sells certificates for unpaid taxes. As the agent for state government, the Tax Collector issues licenses and titles for cars, trucks, boats, and mobile homes; collects fees for fishing and hunting licenses; issues Driver Licenses and Birth Certificates; processes applications for Concealed Weapons Licenses; and takes applications for voter identification cards.

Fund	FY18 Actual	FY19 Actual	FY20 Revised Budget	FY21 Budget
General Fund	\$ 19,125,724	\$ 20,120,925	\$ 21,938,910	\$ 23,220,630
Total Expenditures by Fund	\$ 19,125,724	\$ 20,120,925	\$ 21,938,910	\$ 23,220,630
FTE by Program	272.0	277.0	281.0	281.0